



Emergency Standby Power (ESP):

Applicable for supplying power to varying electrical load for the duration of power interruption of a reliable utility source. Emergency Standby Power (ESP) is in accordance with ISO 8528. Fuel Stop power in accordance with ISO 3046, AS 2789, DIN 6271 and BS 5514.

Prime Power (PRP):

Applicable for supplying power to varying electrical load for unlimited hours. Prime Power (PRP) is in accordance with ISO 8528. Ten percent overload capability is available in accordance with ISO 3046, AS 2789, DIN 6271 and BS 5514.










Continuous Power (COP):

Applicable for supplying power continuously to a constant electrical load for unlimited hours. Continuous Power (COP) in accordance with ISO 8528, ISO 3046, AS 2789, DIN 6271 and BS 5514.

Keypower generators are CE certified and conform to the following Directives:

- EN 12100: 2010, EN ISO 8528-13: 2016, EN 60204-1: 2018, EN 61000-6-2: 2019, 2006/42/CE Machinery safety
- 2014/35/EU Low voltage
- 2014/30/EU Electromagnetic compatibility
- Power according to ISO 8528 and ISO 3046
- Ambient reference conditions 1000 mbar, 25°C, 30% relative humidity.

Information based on standard specification equipment unless otherwise stated.

| GENERATOR MODEL | | KP-D100P | |
|---|--------------------------|----------|------------------|
|  | Generator specifications | | PRP ESP |
|  | Power | kW/kVA | 90/112 96/120 |
|  | Rated speed | r.p.m. | 1500 |
|  | Available voltages | V | 380~415 |
|  | Frequency | Hz | 50 |
|  | Phase | | 3-PH |
|  | Power factor | Cosφ | 0.8 |
|  | Fuel cons 100% | L/H | 26.1 |
|  | Starting power | kW | 6 |
| | Recommended battery | Ah | 80 |
| | Number of batteries | | 2 |
| | Auxiliary voltage | VDC | 24V |



Dimension and Weight



| DIMENSION | | OPEN TYPE | SILENT TYPE |
|---|------------|------------|-------------|
|  | Length (L) | mm 2200 | 2900 |
|  | Width (W) | mm 1040 | 1100 |
|  | Height (H) | mm 1560 | 1620 |
|  | Dry weight | kg TBD | TBD |
|  | Fuel tank | L TBD | TBD |

KEYPOWER has the right to modify any feature without prior notice. Weights and dimensions based on standard products. Illustrations may include optional equipment. Technical data described in this catalogue correspond to the available information at the moment of printing. The illustrations and images are indicative and may not coincide in their entirety with the product. Industrial design under patent.



Engine Specifications

| ENGINE | DEUTZ® |
|------------------------------|------------------------|
| Engine model | BF4M1013EC G2 |
| Number of cylinders | 4 |
| Cylinder arrangement | Vertical in-line |
| Cycle | Four stroke |
| Aspiration | Turbocharged |
| Bore × Stroke | 108*130 mm |
| Displacement | 4.76 L |
| Compression ratio | 19:1 |
| Prime power/Speed | 105/1500 (kW/rpm) |
| Standby power/Speed | 116/1500 (kW/rpm) |
| Speed governor | ECU |
| Cooling system (open type) | 40°C tropical radiator |
| Cooling system (silent type) | 50°C tropical radiator |

| ENGINE | DEUTZ® |
|-----------------------------------|------------|
| Total lubrication system capacity | 11 L |
| Coolant capacity (with radiator) | 7.4 L |
| Speed stability (%) | ≤±5% |
| Start type | Electrical |
| Maximum exhaust temperature | 560°C |
| Exhaust gas flow | 1225 m³/h |
| Maximum allowed back pressure | 30 mbar |
| Intake air flow | 433 m³/h |
| Cooling air flow | 6100 m³/h |
| Consumption @ 100% load ESP | TBD |
| Consumption @ 100% load PRP | 26.1 L/H |
| Consumption @ 75% load PRP | 19.3 L/H |
| Consumption @ 50% load PRP | 12.9 L/H |



Features:

- Diesel engine
- 4-stroke cycle
- Water-cooled
- Dry air filter
- Radiator with pusher fan
- Moving parts protection
- Radiator water level sensor (Optional)
- 55 degree radiator (Optional)
- Jacket coolant heater (Optional)
- Lube oil heater (Optional)
- Engine filter heater (Optional)
- Fuel inlet line heater (Optional)
- Heavy duty air filter (Optional)



Alternator Specifications

| ALTERNATOR | |
|----------------------|-------------------------|
| Exciter type | Brushless, self-excited |
| Power factor | 0.8 |
| Voltage adjust range | ≥5% |

| ALTERNATOR | |
|--------------------------|--------|
| Voltage regulation NL-FL | ≤±1.0% |
| Insulation grade | H |
| Protection grade | IP23 |



Options:

- AREP/PMG/EBS
- Air inlet filter (5% deration)
- louver (5% deration)
- Space heater
- Digital AVR
- Severe environmental impregnation
- Stator sensor
- PT100
- Rotor sensor
- Double bearing
- Drip proof cover
- Terminal box IP44
- Double bearing



Controller Brands

KEYPOWER



Deep Sea



ComAp



SmartGen



DEIF



Woodward




Controller Functions

| OPTIONAL CONFIGURATION | Stand-alone Basic | Stand-alone Advanced | Synchronization Basic | Synchronization Advanced |
|-----------------------------------|-------------------|----------------------|-----------------------|--------------------------|
| Voltage between phases | ● | ● | ● | ● |
| Voltage between neutral and phase | ● | ● | ● | ● |
| Current intensities | ● | ● | ● | ● |
| Frequency | ● | ● | ● | ● |
| Apparent power (kVA) | ● | ● | ● | ● |
| Active power (kW) | ● | ● | ● | ● |
| Reactive power (kVAr) | ● | ● | ● | ● |
| Power factor | ● | ● | ● | ● |
| Coolant temperature | ● | ● | ● | ● |
| Oil pressure | ● | ● | ● | ● |
| Battery voltage | ● | ● | ● | ● |
| R.P.M. | ● | ● | ● | ● |
| Battery charge alternator voltage | ● | ● | ● | ● |
| High water temperature by sensor | ● | ● | ● | ● |
| Low oil pressure by sensor | ● | ● | ● | ● |
| Unexpected shutdown | ● | ● | ● | ● |
| Fuel storage by sensor | ● | ● | ● | ● |
| Stop failure/Start failure | ● | ● | ● | ● |
| Overspeed/Underspeed | ● | ● | ● | ● |

● Standard ○ Optional

| OPTIONAL CONFIGURATION | Stand-alone Basic | Stand-alone Advanced | Synchronization Basic | Synchronization Advanced |
|------------------------------------|-------------------|----------------------|-----------------------|--------------------------|
| Emergency stop | ● | ● | ● | ● |
| High/Low frequency | ● | ● | ● | ● |
| High/Low voltage | ● | ● | ● | ● |
| Short-circuit | ● | ● | ● | ● |
| Incorrect phase sequence | ● | ● | ● | ● |
| Inverse power | ● | ● | ● | ● |
| Overload | ● | ● | ● | ● |
| Total hour counter | ● | ● | ● | ● |
| Kilowatt meter | ● | ● | ● | ● |
| Starts valid counters | ● | ● | ● | ● |
| Maintenance | ● | ● | ● | ● |
| USB | ● | ● | ● | ● |
| Software for PC | ● | ● | ● | ● |
| Alarm history | ● | ● | ● | ● |
| External start | ● | ● | ● | ● |
| Start inhibition | ● | ● | ● | ● |
| Mains failure start | ● | ● | ● | ● |
| Pre-heating engine control | ● | ● | ● | ● |
| Fuel transfer control | ● | ● | ● | ● |
| Engine temperature control | ● | ● | ● | ● |
| Programmable alarms | ● | ● | ● | ● |
| Genset start function in test mode | ● | ● | ● | ● |
| Programmable outputs | ● | ● | ● | ● |
| Multilingual | ● | ● | ● | ● |
| RS485 | | ● | ● | ● |
| Modbus IP | | ● | ● | ● |
| J1939 | | ● | ● | ● |
| Synchronization | | | ● | ● |
| Mains synchronization | | | | ● |
| Fuel level (%) | ○ | ○ | ○ | ○ |
| Low water level | ○ | ○ | ○ | ○ |
| GSM/GPRS modem | ○ | ○ | ○ | ○ |
| Remote screen | ○ | ○ | ○ | ○ |

● Standard ○ Optional

 +86 591 83405668

 info@keypower.com

Fuzhou Gff Keypower Equipment Company Limited
Keypower Solutions (Fujian) Company Limited

Add: No. 3-1, Dongling RD, Ganzhe Street, Minhou County, Fuzhou, Fujian, China